



Bethphage

BUZZ



Welcome to Bethphage Buzz

Established in 1994 Bethphage is a charity that supports adults with learning disabilities, autism and mental health needs in Shropshire and the West Midlands.

Welcome to our newest edition of Bethphage Buzz! Our quarterly newsletter aims to keep you updated with what is going on across Bethphage with both the people we support and our dedicated staff.

Blossom Barns Quiz Night

Ludlow Golf Club are hosting a quiz night on the 17th of April to raise money for our new farm-based day opportunity, Blossom Barns! Test your knowledge while raising money for a good cause!

Thursday 17th April, Ludlow Golf Club, Ludlow SY8 2BT, quiz starts from 7.30pm. Food available, £20 per entry of a team of 4, with prizes for top 3 teams!

QUIZ NIGHT

Contact Malcolm or Tracy to book your place:

malcolmkweaver@btinternet.com
irish@bethphage.co.uk



QUIZ NIGHT

**£20 entry
for team of 4**

**Prizes for
top 3 teams**

**Food
available**


**Quiz starts
from 7.30pm**

Thursday 17th April

Ludlow Golf Club
Bromfield, Ludlow, SY8 2BT

www.bethphage.co.uk

8 Longbow Close, Harlescote Lane, Shrewsbury, SY1 3GZ
01743 272880



Blue Flags for Innage Lane in Bridgnorth!



We want to give a big shoutout to our team at Innage Lane Day Services who recently received a glowing report from our internal quality audit!


The team received our highest recognition, "Blue Flags", for offering people choice, improving quality of life and wellbeing, reducing loneliness and isolation, providing respite for carers, and enabling active participation in their community. They were also highlighted for their creative, person-centred approaches to supporting health needs and maintaining independence!

Innage Lane supports adults with learning disabilities and autism in Bridgnorth through a tailor-made activity programme that is refreshed on a term-time basis.

Sessions can include: cookery, literacy and numeracy, internet safety, accessible movement and exercise classes, sensory sessions in our sensory room and more.

They also run a thriving Social Enterprise, with several sales outlets within the community, with the products being made by the people we support.

Our internal quality team visits each service annually to ensure we uphold the highest standards of care and support for people with disabilities, driving our commitment towards continuous improvement.



Would you like to learn more about Innage Lane?

Find out more

www.bethphage.co.uk

8 Longbow Close, Harlescott Lane, Shrewsbury, SY1 3GZ
01743 272880




What's going on? Day Opportunities



Blossom Barns



Innage Lane



Our Space

Spring has arrived and we're still hard at work at Blossom Barns developing the farm! We've been building raised beds, painting signage and taking care of the animals.

We'd like to thank everyone who made our first coffee morning so successful, the money raised will contribute to our orchard project!

We would also like to thank Shropshire Council, for their generous contribution of £18,320 to the project as a part of the "Active Travel and Green Spaces" Fund! This puts us even closer to our goal!

Keep an eye on our social media for more updates and future events.

[Find out more](#)

2025 is a big year for Innage Lane as we celebrate our 25th birthday! We're holding a birthday drop-in event on the 16th of April, come along between 10am – 2.30pm to celebrate our birthday with coffee and cake!

We're also holding an Easter raffle, we are still looking for egg donations, please contact us if you would like to donate an Easter egg or reserve raffle tickets!

We continue to run our social enterprise, creating a range of products, available at the Gateway in Shrewsbury and The Salon in Highley. Keep an eye on our Facebook page for more updates!

[Find out more](#)

We're busy as always at Our Space! We've been enjoying our newly formed "Monday Flower Club", where we practice flower arranging. We continue to host local history events and our lego club.

There have been lots of trips out and about, walks now that weather is improving and craft sessions, including sewing with our lovely volunteer Cathy. The social enterprise group have been busy and continue to have a stall each week at Ellesmere Market.

Visit us on the third Thursday of every month for our "Coffee & Chat", where information, advice and support is available around: family life, mental health support, domestic abuse support, housing and finance support and more.

[Find out more](#)

www.bethphage.co.uk

8 Longbow Close, Harlescott Lane, Shrewsbury, SY1 3GZ
01743 272880



Bethphage marches for social care

A small group of the Bethphage team travelled down to London in February to take part in the "Providers Unite" rally for social care. The rally brought together over 3000 people representing care providers from across the country to highlight the ongoing funding challenges facing social care which has been worsened by the recent announcement to increase employer national insurance contributions coupled with the rise in national minimum wage and the ongoing cost of living crisis.

We also met with aids of two of the Shropshire MPs at the House of Commons, (one MP was scheduled to meet but was called into the Commons for urgent announcement and the other is recovering from a foot operation) to discuss our concerns and to ask them to advocate for social care.



Listen to our CEO Stef Kay talk about the march the next day on Radio Shropshire. Play at 2.17 mins at the link below

[Listen here](#)



What's next?

So far 118 MPs have expressed their support for the campaign.

We will be continuing our work with MPs to highlight the importance of finding a sustainable solution to the funding issues in Social Care.

If you would like to support the sector, please consider signing this petition to exempt social care from the rise in national insurance.



[Sign the petition](#)

www.bethphage.co.uk

8 Longbow Close, Harlescote Lane, Shrewsbury, SY1 3GZ
01743 272880



Bethphage's Blossom Barns receives Veolia funding

We'd like to thank Veolia for their generous funding of over £700 for our "Bloomin' Lovely Wildflowers" project at Blossom Barns.

We recently attended the awards ceremony where 22 groups were awarded grants for their work locally. It was fantastic to hear all about the different groups' work.



We are still fundraising for our community orchard at Blossom Barns in Chelmarsh!
Please support us by donating to the Blossom Barns Community Orchard Project

[Donate](#)

Bethphage

We are always looking for businesses to sponsor us, get in touch to find out more.

www.bethphage.co.uk

8 Longbow Close, Harlescott Lane, Shrewsbury, SY1 3GZ
01743 272880



Bethphage out and about



Support Bethphage

If you would like to support us by fundraising on our behalf or donating then please get in touch with marketing@bethphage.co.uk or visit our website on the link below to find out more about the different ways you can support Bethphage.

Find out more

Bethphage were recently at Severndale School in Shrewsbury for their careers week event in early March.

We met with students, parents, carers and teachers to talk about the different options for young people when they finish school such as our day opportunities at , Innage Lane, Bridgnorth, Blossom Barns, Chelmarsh and Our Space, Ellesmere. Parents /Carers were also interested in talking to us about supported living and the different options available for when their child or young person might be ready to think about more independent living and moving out of the family home.

We know that parents worry about the future for their children no matter what age they are which is why we are creating content for our website including short videos to help create greater awareness for families.

Keep an eye on our social media for more on this!



Thank you you for reading

If you would like to get involved or support us, please contact marketing@bethphage.co.uk.



www.bethphage.co.uk

8 Longbow Close, Harlescott Lane, Shrewsbury, SY1 3GZ

01743 272880